

Computing

Software and Hardware Requirements


PlanIt Computing: Software and Hardware Requirements Year 1 - Year 6

This document provides an overview of the software requirements and main hardware needed to teach each of the PlanIt Computing units. Please see each pack for any non-digital resources required.

It is assumed that devices have a connection to the Internet and a web browser as most units involve Internet connectivity for at least part of them. You will also need a suitable search engine for several units.















Please check with specific software providers for current guidance on whether it is compatible with your specific device, web browser and for any software cost (most suggested are free).















To look at the resources for each unit, simply click on the unit image in the table below. Alternatively, [click here](#) to view all the units.



To look at the Deep Dive into Computing:

Whole-School Progression Map please [click here](#). These documents show the progression of computing skills and concepts from year 1 to year 6 and how each unit links to the national curriculum aims.

							KS1	LKS2	UKS2
							Year 1		
									
Software	<ul style="list-style-type: none"> • Simple painting application • School email accounts 		<ul style="list-style-type: none"> • Simple painting application 		<ul style="list-style-type: none"> • ScratchJr app 	<ul style="list-style-type: none"> • Word processor 	<ul style="list-style-type: none"> • Word processor • Simple painting application 		
Hardware	<ul style="list-style-type: none"> • PC devices, such as laptops, Chromebooks and/ or tablets 	<ul style="list-style-type: none"> • PC devices, such as laptops, Chromebooks and/ or tablets 	<ul style="list-style-type: none"> • PC devices, such as laptops, Chromebooks and/ or tablets 	<ul style="list-style-type: none"> • Tablets with cameras • Bee-Bot or similar programmable toy 	<ul style="list-style-type: none"> • Tablets 	<ul style="list-style-type: none"> • PC devices, such as laptops, Chromebooks and/ or tablets • Visualiser or webcam 	<ul style="list-style-type: none"> • PC devices, such as laptops, Chromebooks and/ or tablets 		
							Year 2		
									
Software			<ul style="list-style-type: none"> • Painting application 	<ul style="list-style-type: none"> • Presentation application 		<ul style="list-style-type: none"> • Turtle Logo application (several available - installed or online) • Scratch (installed or online) 	<ul style="list-style-type: none"> • Painting application • Scratch (installed or online) • Presentation application 		
Hardware	<ul style="list-style-type: none"> • PC devices, such as laptops, Chromebooks and/ or tablets 	<ul style="list-style-type: none"> • A range of technology and information technology should be available within school for children to investigate. 	<ul style="list-style-type: none"> • PC devices, such as laptops, Chromebooks and/ or tablets 		<ul style="list-style-type: none"> • PC devices, such as laptops, Chromebooks and/ or tablets 	<ul style="list-style-type: none"> • PC devices, such as laptops, Chromebooks and/ or tablets 	<ul style="list-style-type: none"> • PC devices, such as laptops, Chromebooks and/ or tablets 		



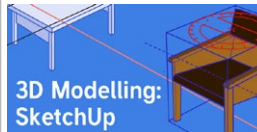
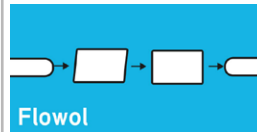



							KS1	LKS2	UKS2	
							Year 3			
	 <p>Online Safety</p>	 <p>Online Searchers and Surfers</p>	 <p>Coding with Scratch: Learning Loops</p>	 <p>Drawing and Desktop Publishing</p>	 <p>Presentation Skills</p>	 <p>Programming Turtle Logo and Scratch</p>	 <p>Word Processing</p>			
Software	<ul style="list-style-type: none"> School email accounts (optional) 	<ul style="list-style-type: none"> Presentation or word processing software. Access to web browsers and safe child-friendly search engines. 	<ul style="list-style-type: none"> Scratch Online version 	<ul style="list-style-type: none"> Drawing application (see unit for more detail) Desktop publishing software 	<ul style="list-style-type: none"> Presentation application (with ability to add in audio/video - see unit for more detail) 	<ul style="list-style-type: none"> Turtle Logo application (several available - installed or online) Scratch (installed or online) 	<ul style="list-style-type: none"> Word processor 			
Hardware	<ul style="list-style-type: none"> PC devices, such as laptops, Chromebooks and/or tablets 	<ul style="list-style-type: none"> PC devices, such as laptops, Chromebooks and/or tablets 	<ul style="list-style-type: none"> PC devices, such as laptops, Chromebooks and/or tablets 	<ul style="list-style-type: none"> PC devices, such as laptops, Chromebooks and/or tablets Visualiser/webcam 	<ul style="list-style-type: none"> PC devices, such as laptops, Chromebooks and/or tablets Built-in or plug-in microphones 	<ul style="list-style-type: none"> PC devices, such as laptops, Chromebooks and/or tablets 	<ul style="list-style-type: none"> PC devices, such as laptops, Chromebooks and/or tablets Visualiser or webcam 			
							Year 4			
	 <p>Online Safety</p>	 <p>Communication and Collaboration</p>	 <p>Animation</p>	 <p>Programming Turtle Logo</p>	 <p>Scratch: Questions & Quizzes</p>	 <p>Word Processing</p>	 <p>Using and Applying Skills</p>			
Software		<ul style="list-style-type: none"> Access to Google accounts including Gmail and Google Drive or Access to Microsoft accounts including Outlook and OneDrive 	<ul style="list-style-type: none"> Pivot Animator (for Windows) Moviesoup (for Windows) 	<ul style="list-style-type: none"> Turtle Logo application (several available - installed or online) 	<ul style="list-style-type: none"> Scratch (installed or online) 	<ul style="list-style-type: none"> Word processor 	<ul style="list-style-type: none"> Depending on project chosen: desktop publishing software, word processor, painting application, animation software, Scratch, video editing software 			
Hardware	<ul style="list-style-type: none"> PC devices, such as laptops, Chromebooks and/or tablets 	<ul style="list-style-type: none"> PC devices, such as laptops, Chromebooks and/or tablets 	<ul style="list-style-type: none"> PC devices, such as laptops 	<ul style="list-style-type: none"> PC devices, such as laptops, Chromebooks and/or tablets 	<ul style="list-style-type: none"> PC devices, such as laptops, Chromebooks and/or tablets 	<ul style="list-style-type: none"> PC devices, such as laptops, Chromebooks and/or tablets 	<ul style="list-style-type: none"> Depending on project chosen: desktop computers, laptops, Chromebooks, tablets, cameras, scanner 			

KS1



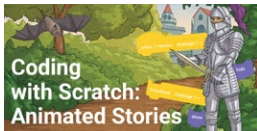

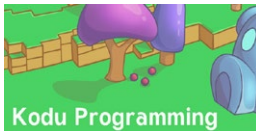


LKS2

UKS2

Year 5

	 <p>Online Safety</p>	 <p>Strategic Searching Online</p>	 <p>3D Modelling: SketchUp</p>	 <p>Flowol</p>	 <p>Radio Station</p>	 <p>Scratch 3.0 Developing Games</p>	 <p>Using and Applying Skills</p>
Software	<ul style="list-style-type: none"> • Photo editing software • Comic strip software (optional) 	<ul style="list-style-type: none"> • Access to web browsers and safe child-friendly search engines. 	<ul style="list-style-type: none"> • SketchUp (free version for schools with G Suite for Education or Microsoft Education account) 	<ul style="list-style-type: none"> • Flowol (to be purchased and installed) 	<ul style="list-style-type: none"> • Audacity 	<ul style="list-style-type: none"> • Scratch 3 (installed or online) 	<ul style="list-style-type: none"> • A combination of (see previous year 5 units for more detail): SketchUp, Audacity, Flowol, Scratch, Microsoft Office/ Google Docs or similar
Hardware	<ul style="list-style-type: none"> • Desktop computers, laptops, Chromebooks or tablets 	<ul style="list-style-type: none"> • PC devices, such as laptops, Chromebooks and/or tablets 	<ul style="list-style-type: none"> • PC devices, such as laptops, Chromebooks and/or tablets 	<ul style="list-style-type: none"> • Windows PC or Apple Mac computers 	<ul style="list-style-type: none"> • PC devices, such as laptops running Windows or MacOS • Built-in or plug-in microphones • Speakers or headphones 	<ul style="list-style-type: none"> • PC devices, such as laptops, Chromebooks and/or tablets 	<ul style="list-style-type: none"> • PC devices, such as laptops and/or Chromebooks • Built-in or plug-in microphones • Speakers or headphones

Year 6

	 <p>Online Safety</p>	 <p>Know Your Network</p>	 <p>Coding with Scratch: Animated Stories</p>	 <p>Film-Making</p>	 <p>Kodu Programming</p>	 <p>Spreadsheets</p>	 <p>Using and Applying Skills</p>
Software		<ul style="list-style-type: none"> • Access to web browsers. 	<ul style="list-style-type: none"> • Scratch Online version 	<ul style="list-style-type: none"> • Word processor • Video editing software 	<ul style="list-style-type: none"> • Kodu Game Lab 	<ul style="list-style-type: none"> • Microsoft Excel but can be adapted for other spreadsheet software 	<ul style="list-style-type: none"> • Microsoft Excel (or other spreadsheet software), Scratch or Kodu Game Lab, video editing software
Hardware	<ul style="list-style-type: none"> • PC devices, such as laptops, Chromebooks and/or tablets 	<ul style="list-style-type: none"> • PC devices, such as laptops, Chromebooks and/or tablets 	<ul style="list-style-type: none"> • PC devices, such as laptops, Chromebooks and/or tablets • Built-in or plug-in microphones 	<ul style="list-style-type: none"> • PC devices, such as laptops, Chromebooks and/or tablets • Digital video cameras and/or tablets • Microphones (if required) • Large screen or whiteboard 	<ul style="list-style-type: none"> • PC devices, such as laptops, Chromebooks and/or tablets 	<ul style="list-style-type: none"> • PC devices, such as laptops, Chromebooks and/or tablets 	<ul style="list-style-type: none"> • PC devices, such as laptops, Chromebooks and/or tablets • Video recording equipment (tablets, digital video cameras, microphones)